
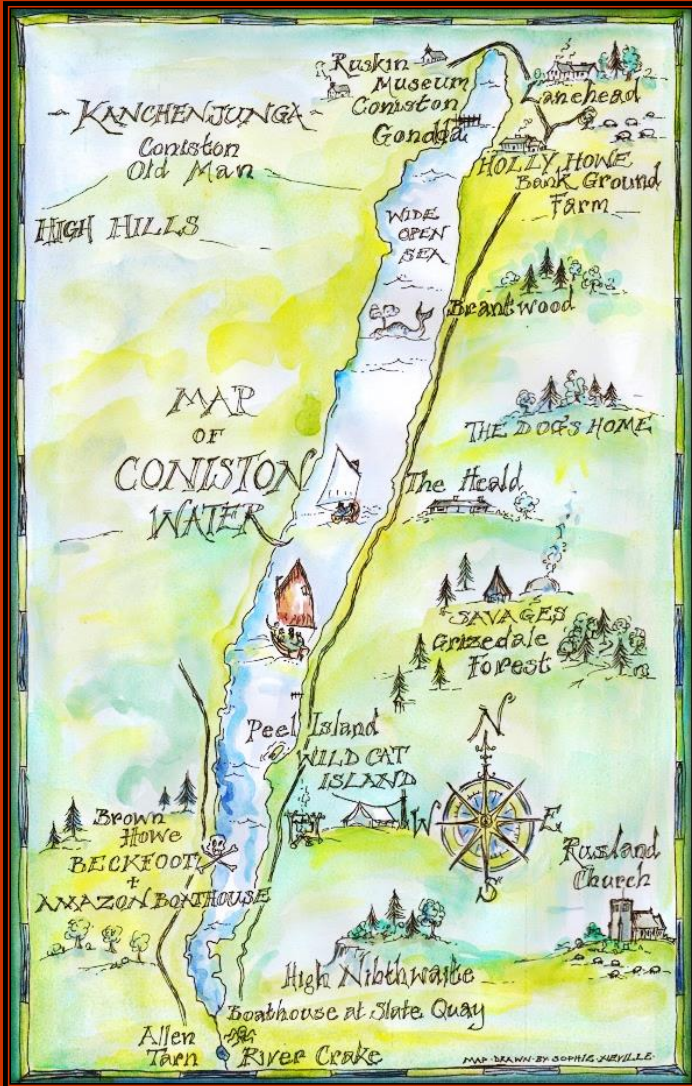


THE OUTLAW⁷²

WINTER 2023-2024

MAGAZINE



EDITORIAL

Kello Outlaw Readers and a happy welcome to you!

I think that our theme, if anything, in this issue is making happy-lucky discoveries. Serendipity is the word for this.

Extraordinary things happening to everyday people. We have discovered that we can apply this theme to a lot of the characters in Arthur Ransome's books. Actually, pretty much everything that happens to the Amazons, Do, Swallows and Amazons falls into this definition. Take a look back through the books and find the serendipity – write in to us and share what you find.

In this copy you find how dragons feature in Ransome's books alongside books of other writers; you will be given a thorough grounding in the twanging of a bow (though having a go is the best way!); you can find out how to build your very own boat; AR kept journals and so we spare a thought about that; keep looking and you will find puzzles and Christmassy food treat recipes; finally, take a lively, serious look at the Junior Fund. As ever, we look forward to hearing from you – we hope to hear about your own extraordinary adventures.

Enjoy!



THE OUTLAW EDITORS

The Blue Family

Contact:

C/O Peter Wright,
17 Chesterwood Road,
Kings Heath,
Birmingham B13 0QG

Email: outlaw@arthur-ransome.org




In 2024 TARS hopes to produce a Tars calendar, featuring a member's picture for each month. It is thought that these should be ready for sale by 2024 end.

So, why not have a go at photographing yourself or friends or family at a Tars event or doing something with an AR theme? If sending images of others please remember to get permission to send.

*** STOP PRESS! ***

AROUND GREAT BRITAIN WITH THE ARTHUR RANSOME SOCIETY



Hike, bike, trike, kayak, sail, row, swim or take a train ride (even hot-air balloon!) and share your AR journey in words or pictures with us! Let's see if we can circumnavigate or cross GB together.

For help with routes, try:

www.sustrans.org.uk (sustainable travel/National Cycle Network)

www.britishcanoeing.org.uk

www.bmc.co.uk (British Mountaineering Council)



Send your route adventures by email and see them feature in *Outlaw* &/or *Signals* and even on the website!

Encounters with Birds, by Winifred Wilson



'The first thing John did when he woke in the morning was to listen He could hear a wren quarrelling with some other bird on the island.' (*Swallows and Amazons*, chapter 15)

Have you ever held a living wild bird in your hands? Old as I am, I never had until this year.

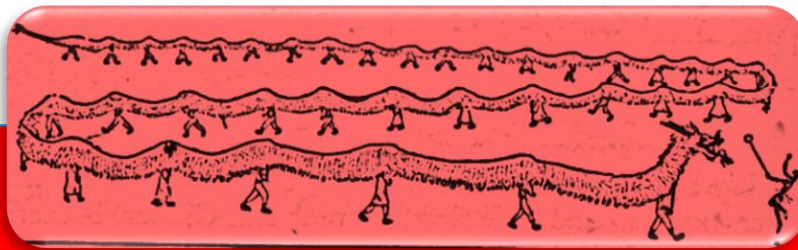
One day in June, a swift accidentally flew into my bedroom! I went to investigate a banging noise upstairs and found it on the floor in front of the mirrored wardrobe doors. Perhaps it had attacked its reflection before discovering its mistake, and been stunned by the impact. Now I knew that swifts are birds which NEVER land, except to breed, and if they do by accident, they are not able to get back up in the air. So, I had to help it! I lifted it carefully and felt its tiny claws grip the palm of my hand. The window was open, so I held it up, and said to it 'You're going to have to let go of my hand!' It flew straight out of the window and away up into the air! My first thought was that by that night, it may have been four miles up in the air, where they sleep on the wing.

But that wasn't my only close encounter with a bird. Early in October, Paul and I were visiting Caerlaverock, the Wildfowl and Wetlands Trust reserve near Dumfries, and inside the tall tower overlooking the merse, or marshy land near the Solway Firth, was a wren, which must also have flown in by mistake. Another visitor pointed it out to me, but seemed reluctant to touch it. Since my experience with the swift, I knew there was nothing to fear, so I opened one of the narrow, horizontal windows through which one can see the birds more clearly, lifted the tiny bird - so small and so warm - and placed it carefully on the grass outside. It winked its tiny eye. Would it recover from flying around trying to find a way out or not? For a while it seemed stunned. I opened the window again and took this photo - whereupon it gathered itself together and flew off! Wow! How happy it made me feel!

HERE BE DRAGONS!

Dragons! With the *snout* head of a camel, the ears of an ox, the horns of a deer or bull, the flaming eyes of a goat or a rabbit, serpentine neck of a snake, amphibious scales, eagle claws on fists of a tiger, the maw of a lion or bear and a tail to remember – the dragon drags mighty mythical legends to the present day from ages previous.


More than 5,000 years ago, China was united during the reign of Huangdi. Known as the *Yellow Emperor* he combined elements of many tribes into one new totem – the dragon! Today, there are Chinese people who refer to themselves as *Descendants of the Dragon*. There is a long-established tradition of celebrating the dragon through art. Cave paintings, carvings, costumes all reflect the unconquerable quality of the mythic beast. In China, you may see Dragon dances during festivals, including New Year. In all of the parades that happen throughout New Year festivities, the Dragon Parade is the highlight. Elaborate costumes consist of a bulbous head, segmented, serpentine bodies in sections, lifted on poles.



The Dragon Dance from Misse Lee!



On December 16th 1926 Arthur Ransome left Tilbury, England, aboard the P&O (Peninsula & Orient) SS *Kashgar* for a 41days' sea passage to Shanghai, China, a voyage of 9,500 nautical miles at the time, arriving on January 25th 1927! He was to act, once again, as special correspondent on a four-month fact-finding assignment on behalf of The Manchester Guardian newspaper to report on the aims and methods of the ongoing Nationalist movement consisting of governors-general, warlords, politicians and their armies.




During the second month of the Chinese *lunar* calendar, it is traditional to eat noodles that resemble a dragon's facial hair. Carp swim against the current yet only a few manage to leap over the waterfall. It is said that if a carp successfully makes the jump, it is transformed into a dragon! The image of a dragon leaping over the Dragon's Gate is an enduring Chinese cultural symbol which stands for accomplishment, courage and perseverance.

Use of dragon motifs was strictly observed and reserved for members of the Royal Family in China, who often had dragon patterns on their clothing. Imperial power can be seen on the Nine-Dragon Wall found at the Forbidden City in Beijing.

2024 is the Chinese Year of the Dragon



Ransome would have arrived during Chinese New Year and streets would have been filled with enthusiasts and local Hankou, guild-organised, dragon processions with their terrific, rhythm-beating gongs, fire-cracking-crackers and cymbal-bangers which would call out the most fantastically-coloured dragons. Confetti-coloured paper-lantern crowds would have preceded the dragons' appearances long before and rows of 20/30 participants along their lizard-like lengths would have borne the dragons aloft on bamboo poles! Arthur would have witnessed first-hand those huge, brightly-coloured, carved heads bearing googly eyes all ending with tail-twitchers and painted flames!



TAKE A BOW

“In archery we have something like the way of the superior being. When the archer misses the centre of the target, they turn round and seek for the cause of their failure within themselves.” – Confucius

Do you fancy yourself as an undiscovered *Robin Hood*? Can you beat the bullseye? Archery is a fantastic opportunity to develop concentration, coordination, control and precision as well as being a fun sport for people of all ages. Archery dates back to thousands of years, when bows and arrows were first used for hunting and warfare, developing into a weapon that shaped the destinies of Kingdoms and became a competitive activity practised in Medieval England. Archery is a tense and testing sport that requires immense reserves of skill and nerve and is now practised in more than 140 countries around the world.



These are the 4 main types of bows:

Recurve Bows – this is the only kind of bow used in Olympic sport

Compound Bows – designed for maximum efficiency and power

Barebows – traditionally used in field archery

Longbows – the most historically accurate and traditional bow, having been made by highly skilled bowyers for thousands of years, traditionally made from yew wood although nowadays more options include bamboo.

Other bow types:

Horse bows – based on bows used by mounted archers in the Middle East and Asia


Crossbows – horizontal bows which use mechanisms to draw and release arrows.

‘At that moment something hit the saucepan with a loud ping, and ashes flew up out of the fire. A long arrow with a green feather stuck, quivering, among the embers...’ Chapter 9 *The Arrow with the Green Feather, Swallows and Amazons*



‘...as she crouched there, John saw her take one look forward through the glass-windowed cabin... ..just as the launch had passed the entrance to the cove Nancy loosed her arrow. John thought he heard the twang of the bowstring even through the noise of the motor, but perhaps he didn’t. The arrow flew over the water and stuck in a heather bush among the rocks of the southern headland...’

Chapter 20 *Welcome Arrow, Swallowdale*



Titty took the arrow with the green feathers and walked across with it to the ship’s parrot, who was on his perch making the most of the evening sunshine.

Chapter 21 *Showing the Parrot his Feathers, Swallowdale*

Did you know that Arthur Ransome’s Great Aunt Susan was a keen *toxophilite* (lover of archery)?

These are the 3 types of archery:

Target Archery – Target archery consists of shooting at stationary circular targets set at specific distances. Target archery uses the yellow, red, blue, black and white targets – the colours having different scores. The earliest known target archery competition was held in Finsbury park in London, in 1583.

Indoor Archery – Indoor archery is target-archery when practised indoors; many clubs will practise indoor archery over the colder months when poor weather conditions could make target-archery difficult.

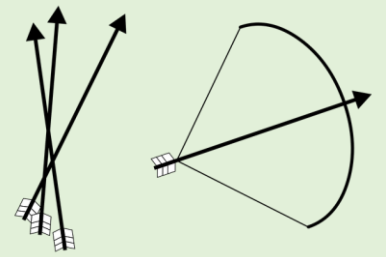
Field Archery and 3D Archery – 3D archery involves shooting at stationary foam targets in the shapes of different animals set at varying distances, heights and angles around a course. The course may be on rough terrain or in a forest. Field archery entails shooting at stationary targets of different sizes set at varying distances, heights and angles around a course.

There are also archery competitions that take place, mainly using target archery.



It is believed that bows and arrows have been used for at least 25,000 years based on the discovery of arrow heads in Africa!

The word 'archery' is derived from the word *arcus*, a Latin term that means bows and arrows.



Amazon Archery!

Join the Midland Region and Centaura Field Bowmen for a fun-filled day of archery, where you will learn new skills and enjoy a fantastic 3D archery course through woodland.

16th March 2024

Adults £10, Juniors £5 (Midland Junior tars free!)


Start with target practise in the morning then move on to the woodland trail.

If you are interested, please get your AP to contact Paul Green at paul-midstars@gmx.co.uk





#ISTS



J.R.R. Tolkien's *THE HOBBIT* features the dragon Smaug, who stole all the treasure of the dwarf's city of Erebor.


Thorin Oakenshield, grandson to the last King of Erebor, vows to reclaim his lost home and seeks revenge upon Smaug. But many challenges face them, and at times it seems that they may never reach their journey's end – like all true journeys!



Dragons feature in 3 of C.S. Lewis's *Narnia* books, but the greatest of these features in the *VOYAGE OF THE DAWNTREADER*.

When Eustace puts on a golden arm-ring belonging to a long dead Lord of Narnia, he turns into a dragon.

Thanks to Aslan, the lion and creator of Narnia, Eustace is turned back into a boy, again.




Originally, *Puff the Magic Dragon*, was a poem written by Leonard Lipton, and was adapted into a song and book by Peter Yarrow.

The story is about an ageless dragon who befriends a little boy, Jackie Paper, in the fictional land of *Honah Lee*.

But the little boy grows up and moves away from the imaginary adventures of childhood, and leaves Puff disheartened.

The book is about the loss of childhood innocence.



Here, there be Dragons by James A. Owen, is about three Oxford students – John (J.R.R. Tolkien), Jack (C.S. Lewis) and Charles (Charles Williams) – united by the death of Stellan, John's mentor; the three are entrusted with a special book, *The Imaginarium Geographica*, which contains the geographic location of all fabled locations. In this fantasy land they meet Bert, who helps them to flee the army of the Winter King, Mordred.

They call up dragons to help them to defeat Mordred, which root out the enemy troops and kill Mordred.

The companions return to their own world, where their true identities – Tolkien, Lewis and Williams – are revealed, as is Bert's (HG Wells).



ophie's world

Can you name all of the characters' names and even the names of the actors and actresses in these original film stills? In which order were these pictures originally taken, do you think? Correct answers received will win a choice of AR book!

Sophie Neville has kindly sent over these images from her extraordinary experiences when she played the character, Tilly, in the 1974 film, *Swallows and Amazons*. Thanks, Sophie!



World Gale Charity Matinee
 Thursday
 4th April 1974
 at 2.30pm
 (Doors open 1.45pm)

Swallows & Amazons
 VIRGINIA RONALD
 McKenna Fraser

ODGI Theatre
 Shaftesbury Avenue W.1.

ROW SEAT **£3.50**
 L No 9



READING WITH YOU

“Kat Wolfe investigates”, is the first in the “Kat Wolfe/Wolfe and Lamb” series by the author, Lauren St John. It is about a girl called Kat Wolfe who moves to the Jurassic coast in Dorset, with her mother who is a vet. They live in a pretty little town which is located in a cove called Bluebell Bay, a town so safe that often in the village they discuss, “The year that Bluebell Bay didn’t make it on to the list of the UK’s safest seaside towns.” What knocked it off the top spot? ‘Sergeant Singh shifted in his shoes. “That was an unfortunate incident, no doubt about it.” “Two years ago, on the night of may the 21st, a pumpkin was stolen.” Kat put down her smoothie, “That’s the worst ever crime in Bluebell Bay, a stolen pumpkin?” But as Kat becomes a pet sitter, a strange thing happens to her first client, in a hurry to catch a train. Something sinister! And why does Bailey - the missing client’s yellow-crowned Amazon parrot - keep shouting ‘Sicut Deus meus testis est?’ A.K.A ‘As God is my witness?’ What has happened to Ramon? What is going on? Join Kat and her friend Harper Lamb as they set out to find a would-be criminal.

Lauren St John grew up surrounded by horses, a pet giraffe, warthogs, cats and dogs, on a farm and game reserve in Zimbabwe. Zimbabwe was the inspiration for her award-winning *White Giraffe* series as well as *The Snow Angel*.

Dead Man’s Cove, the first in her Laura Marlin mystery series, won the Blue Peter Book of the Year Award. Her bestselling *One Dollar Horse* series was followed by YA horse thriller, *The Glory*, and mysteries *Wave Riders* and *Kat Wolfe Investigates*, winner of the Crime Fest Best Crime Novel for Children.

A passionate conservationist, Lauren is the founder of Authors4Oceans, an ambassador for the Born Free Foundation, and a patron for Mane Chance Animal Sanctuary.

When not writing, she is a full-time valet to her cats, Max and Skye.



Born Free Foundation

Growing up in Africa, I was lucky enough to see lions, elephants, and leopards in the wild. For that reason, it means the world to me to be an ambassador for Born Free. This incredible charity, founded by Dame Virginia McKenna, Bill Travers MBE and Will Travers OBE, works tirelessly to stop the exploitation and suffering of wild animals in captivity and works with local communities to enhance the survival chances of threatened species in the wild. Born Free’s ethos is that all wild animals deserve to be treated with compassion and respect and live natural lives according to their needs. Helping them to rescue two dolphins from a crumbling, filthy pool and, after careful rehabilitation, setting them free, was one of the most special experiences of my life. And when Born Free rescued a mother leopard and her ten-year-old cubs from a zoo in Cyprus and flew them to Shamwari Game Reserve in South Africa, I had the privilege of travelling with them. I opened the travel crate of one of those cubs, Roxanni, and released her into her peaceful new home. Watching the leopard family take their first steps to freedom was unforgettable.





Build your Boat!



1. Trace out the templates above, and copy them onto either some stiff cardboard or stiff card.

2. Take one section of the hull, and one side section, spread glue along one side edge of the top section. Curve the side section, and stick it to the top section aligning the edges, you will need to hold it together until it dries a little or it will fall apart! Repeat with the other side piece. Once that is done you will need to glue the other hull piece to the rest of your boat, then glue the back piece onto the gap at the back of your boat.



4. Use either an awl (bradawl) or a thick, sharp needle to make a small centred hole in the top of the hull wherever you think it will look best for your boat, push the mast into the hole. Glue the pennant flag to the top of the mast by winding the first few millimetres around the skewer mast and ... TA DA! there is your boat!

3. Trim the wooden skewer to an agreeable length for the boat; part of the skewer will be part way inside the boat. Find some paper, spread glue on the wrong side, and wrap it around the skewer, leaving about 2 centimetres of skewer uncovered at the pointed end. Then take the sails, glue the tabs, and wrap the tabs around the skewer, aligning the bottom of the sails about 3cm from the sharp end of the skewer.

YOU WILL NEED:

- Templates above
- Tracing paper
- Paper
- Pencil
- Card/board
- Scissors
- Thick needle
- Pva glue
- Wooden skewer

KEEPING YOUR CLIMBING JOURNAL SKILLS SHARPENED



DATA BOX: KNOW YOUR YAKS!

The yaks can only carry 20kg on each side of their backs, so each yak carries a total of 40kg per trip.

For every 3 yaks there is a yak handler to look after the animals.

Each yak costs £6.20 per day, and each yak handler costs £8.60 per day

EVEREST FILE

In the data box above to the right, you will see some information about the yaks needed to carry your equipment to ABC. Use the information to help you answer these questions.

- 1) How many yak handlers would be needed to look after:
 - a) 15 yaks
 - b) 24 yaks
 - c) 27 yaks
 - d) 33 yaks
- 2) How many yaks would be needed to carry:
 - a) 80kg
 - b) 400kg
 - c) 1000kg
 - d) 12000 kg
- 3) How much does it cost to hire 3 yaks and 1 yak handler for 7 days?


YOU HAVE STAYED AT BASE CAMP FOR A WEEK, ACCLIMATISING TO THE HIGH ALTITUDE. THE NEXT STEP IS TO START CLIMBING TO A POINT KNOWN AS THE ADVANCED BASE CAMP (ABC). It is an 18km trip and you will travel from 5,200 metres to 6,400 metres above sea level. It will take you two days to reach ABC, so you will need to set up another camp half-way up. While you are waiting at Base Camp you hire yaks to carry all the equipment that is needed for the rest of the climb.

You need to make sure there are enough yaks to carry it. You will also need to hire experienced yak handlers to look after the animals.

CHALLENGE QUESTIONS:

YOUR GROUP HAS EQUIPMENT WEIGHING A TOTAL OF 12 000KG. Use the information in the DATA BOX and we might even let you be really sneaky and use a calculator!

- a) The number of yaks needed:
- b) The number of yak handlers needed:
- c) The cost to hire this number of yaks and yak handlers:
- d) The cost to hire this number of yaks and yak handlers for 7 days:







THE CAMP IN SWALLOWDALE



PUZZLED?

Can you match the AR drawing to the book they come from (they are **BOLD**) and the name of the picture (they are in *italics*)? Have fun!

Great Northern	Pigeon Post
Picts and Martyrs	Big Six
We Didn't Mean to go to Sea	Missee Lee
Secret Water	Coot Club
Swallows and Amazons	Swallowdale
Old Peter's Russian Tales	Winter Holiday

<i>Charcoal Pudding</i>	<i>Mapping Tools</i>
<i>Sleeping Beauty</i>	<i>Unseen Enemy</i>
<i>Hidden Boat</i>	<i>Not Homely</i>
<i>First Clue</i>	<i>Flags</i>
<i>The Hero</i>	<i>Beach End Buoy</i>
<i>In the Hut</i>	<i>Porthole</i>

SEASONS EATINGS!

Ingredients

- 225g cold butter, diced
- 350g plain flour
- 100g golden caster sugar
- 280g mincemeat
- 1 small egg, beaten
- icing sugar, to dust


Method

- 1) To make the pastry, rub the butter into the flour, then mix in the golden caster sugar and a pinch of salt.
- 2) Combine the pastry into a ball - don't add liquid - and briefly knead. The dough will be fairly firm, like shortbread dough.
- 3) Heat the oven to 200C/180C fan. Line your patty tins, by pressing small walnut-sized balls of pastry into each hole.
- 4) Spoon the mincemeat into the pies. Take slightly smaller balls of pastry than before and pat them out between your hands to make round lids, big enough to cover the pies. (Or maybe make into another shape - I like stars! - Ed.)
- 5) Top the pies with their lids, pressing the edges gently together to seal.
- 6) Brush the tops of the pies with the beaten egg. Bake for 20 mins until golden. Leave to cool in the tin for 5 mins, then remove to a wire rack. To serve, lightly dust with the icing sugar.
- 7) Enjoy!



Let us know if you make any mince pies - send us a photo of your baking, we'd love to see it and include it in *The Outlaw!*

Do you have any comfy and cosy places you like to eat - like the D's next to their fire? Let us know!



Three Kinds of Soup

What would you take to eat on a sea voyage?

Lots of fruit and veg to ward off the scurvy? Biscuits with (or without!) weevils? Tinned goods?

Eggs? (Could you use your egg carrier? Refer to *Swallowdale!*)

We think chocolate is a must – well done Roger – the right sort, of course!

Would you hope to catch fish along the way?

What's
your
favourite
soup?

"They would send me a telegram 'PEA SOUP AND OMELETTE PLEASE,' and I would know they were on their way." (*Sleepy Skipper*)



Pea Soup

Ingredients

- 1 tbsp olive oil
- 1 garlic clove, chopped
- ½ onion, chopped
- 200g frozen peas
- 300ml chicken or veg stock
- 50ml double cream
- salt and freshly ground black pepper
- mint leaf, to garnish

Method

- Heat the oil in a saucepan over a medium heat
- Add the onion and garlic and fry for 3–4 minutes, until softened
- Add the frozen peas and stock then bring to the boil
- Reduce the heat and simmer for 10 minutes
- Add the cream
- Blend to liquidise the soup
- Season to taste and serve in a warm bowl, garnished with a mint leaf

"Stewed pears, and peaches, spaghetti and tomato, pea soup...Its wonderful what good things you can get in tins nowadays," said Mother.

(*We've All Promised*)

Carrot & Potato Soup

Ingredients

- 1oz butter
- 1 tablespoon oil
- 1 garlic clove, chopped
- 2 medium onions, chopped
- 1 ½ lbs carrots, cut in chunks
- 2 large potatoes, cut in chunks
- 1 pint veg stock
- ¼ pint milk
- 1 teaspoon medium curry paste
- salt and freshly ground black pepper

Method

- Heat the oil and butter
- Add all vegetables
- Add stock and seasoning
- Bring to boil, cover and simmer until vegetables are soft
- Blend to liquidise the soup
- Add milk and curry paste
- Eat!

Winter Soup

Ingredients

- 2oz butter
- 1 rasher bacon cut in pieces
- 1 onion, chopped
- ½ cucumber, peeled and cubed
- ¾ pint chicken or veg stock
- 1 medium potato, cubed
- 2 large heads of lettuce
- ¾ pint of milk
- 2oz flour
- Salt, pepper and mixed herbs

Method

- Fry onion, cucumber, bacon and potato in butter to soften.
- Add lettuce, cover and cook for 5 minutes
- Sprinkle flour & seasoning; add stock, mix
- Bring to boil, then add milk
- Blend to liquidise the soup
- Serve – enjoy!

Four of the best from Ezra Hon. Along with his brothers Abram and Noam, Ezra spent part of summer in the Dolomites, Italy. They stayed on a farm and had many Ransome-style adventures, even hiking a few 10km round-trip mountain trails!
Kangchenjunga next?



TARS JUNIOR FUND – CHALLENGE YOURSELF!

The Fund provides grants to help young Tars take part in Ransome-inspired activities. It is named after Bridget Altounyan, who was TARS' first president, and the fund was set up in her memory. Bridget was the fifth *Swallow*.

Are you Eligible? Tars between age 13 and 19 may apply and this includes those who are part of family memberships. The fund is trying to encourage adventurous activities that will stretch you and enable you to learn new skills. Young Tars from anywhere in the world can apply.

What may you receive? The fund gives financial grants towards the cost of undertaking Ransome-inspired activities. We usually don't cover the full cost of any activity because we feel that raising funding yourself is an important part of undertaking an activity.

What activities are covered? The range is wide – sailing, climbing, camping, cycling, riding, chess tournaments, scientific activities, archaeological events, or activities involving birds or the conservation of wildlife. They can be under the supervision of any recognised adventure-training group.

What activities are not covered? School trips and GCSE field trips.

How do I apply? Write to **Paul Crisp**: p.crisp048@btinternet.com